





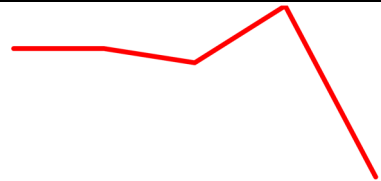


Career Technical Education - Job Placement Rates

Program	5-Year Average	Current Rate	5-Year Trend 2018-19 - 2022-23	Achievable Goal	Aspirational Goal	Standard
Accounting	75%	73%		75%	76%	73%
Administration of Justice	84%	84%		84%	85%	81%
Automotive Technology	88%	89%		88%	89%	87%
Business Administration	73%	75%		73%	74%	72%
Child Development (Child Development and Early Care and Education)	73%	68%		73%	74%	66%

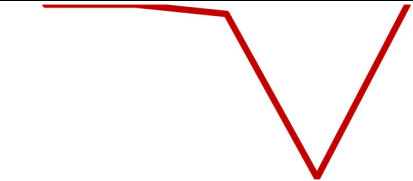
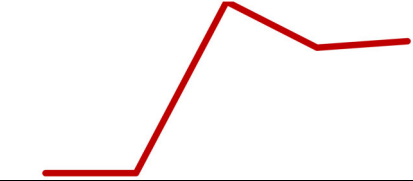

Career Technical Education - Job Placement Rates

Program	5-Year Average	Current Rate	5-Year Trend 2018-19 - 2022-23	Achievable Goal	Aspirational Goal	Standard
CIS: Infrastructure and Support (0708)	77%	73%		77%	78%	73%
CIS: Networking	82%	95%		82%	83%	66%
CIS: Software Development (0707)	58%	67%		58%	59%	57%
DMT: Computer Aided Design	79%	88%		79%	80%	68%

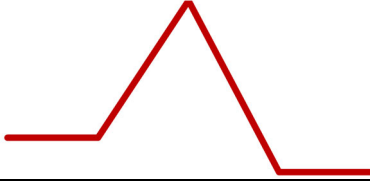
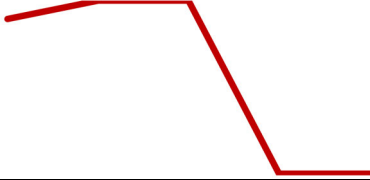



Career Technical Education - Job Placement Rates

Program	5-Year Average	Current Rate	5-Year Trend 2018-19 - 2022-23	Achievable Goal	Aspirational Goal	Standard
DMT: Manufacturing and Industrial Technology	81%	73%		81%	82%	72%
Environmental Studies: Energy Management and Facilities	63%	67%		69%	70%	67%
Entrepreneurship (Small Business)	61%	65%		67%	68%	60%


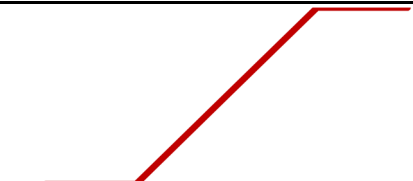
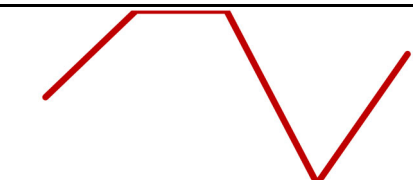
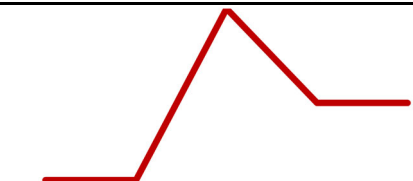
Career Technical Education - Job Placement Rates

Program	5-Year Average	Current Rate	5-Year Trend 2018-19 - 2022-23	Achievable Goal	Aspirational Goal	Standard
Film/TV: Production	73%	74%		73%	74%	72%
Graphic Art and Design	58%	65%		58%	59%	57%
Health Technologies: Medical Assisting	74%	80%		74%	75%	73%

Career Technical Education - Job Placement Rates

Program	5-Year Average	Current Rate	5-Year Trend 2018-19 - 2022-23	Achievable Goal	Aspirational Goal	Standard
Health Technologies: Phlebotomy	86%	85%		86%	87%	84%
Journalism	69%	NA		72%	73%	71%
Management (Business)	75%	75%		75%	76%	74%
Marketing Management	65%	77%		65%	66%	55%
Medical Laboratory Technology	89%	89%		89%	90%	88%

Career Technical Education - Job Placement Rates

Program	5-Year Average	Current Rate	5-Year Trend 2018-19 - 2022-23	Achievable Goal	Aspirational Goal	Standard
Nursing	80%	77%		80%	81%	76%
Paralegal Studies	83%	86%		83%	84%	82%
Photography	81%	75%		81%	82%	75%
Real Estate	66%	67%		66%	67%	65%

Achievable Goal = The rate that will be achieved within 5 years. This rate is set at the five year average. Aspirational Goal = The rate the college will work towards to achieve, but is set at a high, aspirational level. This rate is set 1 percentage point above the five year average. Standard = The rate set at its lowest level that the college would not want to drop below. If it did, it would want to take steps to increase the rate. This rate is set 1 percentage point below the average five year rate reported, unless the average is higher than the current rate, in this case the rate is set one percentage point below the current rate. Data is reported for years where students were placed in a career with ten or more students.